



CIN-L50500WB1964PLC026053

Ref: FFPL/SHP/BSE/2014-15/02

October 21, 2014

To
The Secretary,
BSE Limited,
Phiroze Jeejeebhoy Towers
Dalal Street
Mumbai- 400001

Dear Sir,



Sub:- Submission of Shareholding Pattern of Equity Shares for the quarter ended on 30.09.2014 as per Clause 35 of the Listing Agreement.

As per the requirement of standard listing agreement, we are submitting herewith the Shareholding Pattern relating to Equity Shares of the Company for the quarter ended on 30.09.2014.

Please acknowledge the receipt of the above documents.

Thanking you.


Yours faithfully,
For Foundry Fuel Products Ltd.

(Sunil Vishwambharan)
(Director)
(DIN: 02831247)

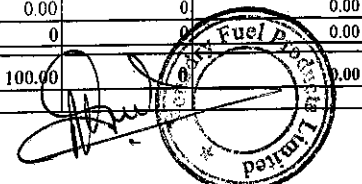
encls: As above.

Introductory sub-table (I)(a)			
Name of the Company: FOUNDRY FUEL PRODUCTS LIMITED			
Scrip Code, Name of the scrip, class of security: 513579, FFPL, Equity			
Quarter ended: 30th September, 2014.			
Partly paid-up shares:-	No. of partly paid-up shares	As a % of total no. of partly paid-up shares	As a % of total no. of shares of the company
Held by promoter/promoter group	-	-	-
Held by public	-	-	-
Total	-	-	-
Outstanding convertible securities: No. of outstanding securities	No. of outstanding securities	As a % of total no. of outstanding convertible securities	As a % of total no. of shares of the company, assuming full conversion of the convertible securities
Held by promoter/promoter group	-	-	-
Held by public	-	-	-
Total	-	-	-
Warrants:-	No. of warrants	As a % of total no. of warrants	As a % of total no. of shares of the company, assuming full conversion of warrants
Held by promoter/promoter group	-	-	-
Held by public	-	-	-
Total	-	-	-
Total paid-up capital of the company, assuming full conversion of warrants and convertible securities		8018750	



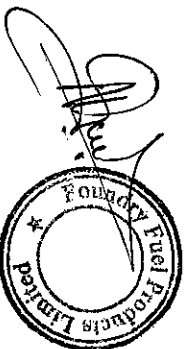
Statement Showing Shareholding Pattern as on 30-09-2014

Category code	Category of Shareholder	Number of Shareholders	Table (I)(a)		Total shareholding as a percentage of total number of shares		Shares Pledged or otherwise encumbered	
			Total number of shares	Number of shares held in dematerialized form	As a percentage of (A+B) ¹	As a percentage of (A+B+C)	Number of shares	As a percentage
			(IV)	(V)	(VI)	(VII)	(VIII)	(IX)=(VIII)/(IV)*100
(I)	(II)	(III)	(IV)	(V)	(VI)	(VII)	(VIII)	(IX)=(VIII)/(IV)*100
(A)	Shareholding of Promoter and Promoter							
1	Indian							
(a)	Individuals/ Hindu Undivided Family	5	1331601	1315542	16.61	16.61	0	0.00
(b)	Central Government/ State Government(s)	0	0		0.00	0.00	0	0.00
(c)	Bodies Corporate	4	4297235	4294885	53.59	53.59	0	0.00
(d)	Financial Institutions/ Banks	0			0.00	0.00	0	0.00
(e)	Any Others(Specify)	0			0.00	0.00	0	0.00
(e-i)					0.00	0.00	0	0.00
(e-ii)					0.00	0.00	0	0.00
	Sub Total(A)(1)	9	5628836	5610427	70.20	70.20	0	0.00
2	Foreign							
a	Individuals (Non-Residents Individuals/ Foreign Individuals)	0	0	0	0.00	0.00	0	0.00
b	Bodies Corporate	0			0.00	0.00	0	0.00
c	Institutions	0			0.00	0.00	0	0.00
d	Qualified Foreign Investor	0			0.00	0.00	0	0.00
e	Any Others(Specify)	0			0.00	0.00	0	0.00
e-i					0.00	0.00	0	0.00
e-ii					0.00	0.00	0	0.00
	Sub Total(A)(2)	0	0	0	0.00	0.00	0	0.00
	Total Shareholding of Promoter and	9	5628836	5610427	70.20	70.20	0	0.00
(B)	Public shareholding							
1	Institutions							
(a)	Mutual Funds/ UTI				0.00	0.00	0	0.00
(b)	Financial Institutions / Banks	1	50	0	0.00	0.00	0	0.00
(c)	Central Government/ State Government(s)				0.00	0.00	0	0.00
(d)	Venture Capital Funds				0.00	0.00	0	0.00
(e)	Insurance Companies				0.00	0.00	0	0.00
(f)	Foreign Institutional Investors				0.00	0.00	0	0.00
(g)	Foreign Venture Capital Investors				0.00	0.00	0	0.00
(h)	Qualified Foreign Investor				0.00	0.00	0	0.00
(i)	Any Other (specify)				0.00	0.00	0	0.00
(i-ii)					0.00	0.00	0	0.00
(i-ii)					0.00	0.00	0	0.00
	Sub-Total (B)(1)	1	50	0	0.00	0.00	0	0.00
B 2	Non-institutions							
(a)	Bodies Corporate	130	565088	362488	7.05	7.05	0	0.00
(b)	Individuals				0.00	0.00	0	0.00
I	Individuals -i. Individual shareholders holding nominal share capital up to Rs 1 lakh	6420	1064064	722002	13.27	13.27	0	0.00
II	ii. Individual shareholders holding nominal share capital in excess of Rs. 1 lakh.	17	602879	590417	7.52	7.52	0	0.00
(c)	Qualified Foreign Investor				0.00	0.00	0	0.00
(d)	Trust	1	50	50	0.00	0.00	0	0.00
(d-i)	NRI/OCBs	12	152029	2029	1.90	1.90	0	0.00
(d-ii)	Clearing Member/Clearing cor.	18	5754	5754	0.07	0.07	0	0.00
	Sub-Total (B)(2)	6598	2389864	1682740	29.80	29.80	0	0.00
(B)	Total Public Shareholding (B)= (B)(1)+(B)(2)	6599	2389914	1682740	29.80	29.80	0	0.00
	TOTAL (A)+(B)	6608	8018750	7293167	100.00	100.00	0	0.00
(C)	Shares held by Custodians and against which Depository Receipts have been issued							
1	Promoter and Promoter Group	0	0	0	0	0.00	0	0.00
2	Public	0	0	0	0	0.00	0	0.00
	Sub-Total (C)	0	0	0	0	0	0	0.00
	GRAND TOTAL (A)+(B)+(C)	6608	8018750	7293167	100.00	100.00	0	0.00





Statement showing holding of securities (including shares, warrants, convertible securities) of persons belonging to the category 'Promoter and Promoter Group'

Sr. No.	Name of the shareholder	Details of Shares held			Encumbered shares (*)			Details of warrants		Details of convertible securities		Total shares (including underlying shares assuming full conversion of warrants and convertible securities) as a % of diluted share capital
		Number of shares held	As a % of grand total (A)+(B)+(C)	No.	As a percentage (V)=(W)/(III)*100	As a % of grand total (A)+(B)+(C) of sub-clause (I)(a)	Number of warrants held	As a % total number of warrants of the same class	Number of convertible securities held	As a % total number of convertible securities of the same class		
(i)	(ii)	(iii)	(iv)	(v)	(vi)=(v)/(iii)*100	(vii)	(viii)	(ix)	(x)	(xi)	(xii)	
1	ANUP MALLEABLES LIMITED	700	0.01	0	0.00	0.00	0	0	0	0	0.01	
2	CASTRON MINING LIMITED	4053585	50.55	0	0.00	0.00	0	0	0	0	50.55	
3	BLA INTERNATIONAL PRIVATE LTD.	192250	2.40	0	0.00	0.00	0	0	0	0	2.40	
4	MECHANICAL & ELECTRICAL ENGG CO(P) LTD	50700	0.63	0	0.00	0.00	0	0	0	0	0.63	
5	DEVENDRA KUMAR AGARWALLA	976100	12.17	0	0.00	0.00	0	0	0	0	12.17	
6	MADHU AGARWALLA	56992	0.71	0	0.00	0.00	0	0	0	0	0.71	
7	ANUP AGARWALLA	15959	0.20	0	0.00	0.00	0	0	0	0	0.20	
8	ADARSH AGARWALLA	135000	1.68	0	0.00	0.00	0	0	0	0	1.68	
9	SHRUTIKA AGARWALLA	147550	1.84	0	0.00	0.00	0	0	0	0	1.84	
TOTAL		5628836	70.20	0	0.00	0.00	0	0	0	0	70.20	




(D)(c)(i) Statement showing holding of securities (including shares, warrants, convertible securities) of persons belonging to the category "Public" and holding more than 1% of the total number of shares

Sr. No.	Name of the shareholder	Number of shares held	Shares as a percentage of total number of shares f.e., Grand Total (A)+(B)+(C) indicated in Statement at para (D)(a) above}	Details of warrants		Details of convertible securities		Total shares (including underlying shares assuming full conversion of warrants and convertible securities) as a % of diluted share capital
				Number of warrants held	As a % of total number of warrants of the same class	Number of convertible securities held	% w.r.t total number of convertible securities of the same class	
1	FUTURES AND OPTIONS PRIVATE LIMITED	84217	1.05	0	0	0	0	1.05
2	RAJAN BAGARIA	150000	1.87	0	0	0	0	1.87
3	BAL BINODE BAJORIA	163669	2.04	0	0	0	0	2.04
4	MAYANK KAJARIA	83628	1.04	0	0	0	0	1.04
5	SHRADDHA VYAPAAR PRIVATE LTD.	81849	1.02					1.02
TOTAL		563363	7.03	0	0	0	0	7.03

(D)(c)(ii) Statement showing holding of securities (including shares, warrants, convertible securities) of persons (together with PAC) belonging to the category "Public" and holding more than 5% of the total number of shares of the company



Sr. No.	Name(s) of the shareholder(s) and the Persons Acting in Concert (PAC) with them	Number of shares	Shares as a percentage of total number of shares {i.e., Grand Total (A)+(B)+(C) indicated in Statement at para (D)(a) above}	Details of warrants		Details of convertible securities			Total shares (including underlying shares assuming full conversion of warrants and convertible securities) as a % of diluted share capital
				Number of warrants	As a % total number of warrants of the same class	Number of convertible securities held	% w.r.t total number of convertible securities of the same class		
1		0	0.00		0			0	
TOTAL		0	0.00	0	0	0	0	0	0



 Proxima Limited



(D)(d) Statement showing details of locked-in shares

Sr. No.	Name of the shareholder	Number of locked-in shares	Locked-in shares as a percentage of total number of shares {i.e., Grand Total (A)+(B)+(C) indicated in Statement at para (D)(a) above}
1	CASTRON MINING LIMITED	653750	8.15
2	DEVENDRA KUMAR AGARWALLA	950000	11.85
TOTAL		1603750	20.00

(D)(a) Statement showing details of Depository Receipts (DRs)

Sr. No.	Type of outstanding DR (ADRs, GDRs, SDRs, etc.)	Number of outstanding DRs	Number of shares underlying outstanding DRs	Shares underlying outstanding DRs as a percentage of total number of shares {i.e., Grand Total (A)+(B)+(C) indicated in Statement at para (D)(a) above}
1		0	0	0.00
TOTAL		0	0	0.00

(1D)(b) Statement showing holding of Depository Receipts (DRs), where underlying shares held by "promoter/promoter group" are in excess of 1% of the total number of shares

Sr. No.	Name of the DR Holder	Type of outstanding DR (ADRs, GDRs, SDRs, etc.)	Number of shares underlying outstanding DRs	Shares underlying outstanding DRs as a percentage of total number of shares {i.e., Grand Total (A)+(B)+(C) indicated in Statement at para (1)(a) above}
1			0	0.00
2			0	0.00
TOTAL			0	0.00

