


Introductory sub-table (I)(a)			
Name of the Company: FOUNDRY FUEL PRODUCTS LIMITED			
Scrip Code, Name of the scrip, class of security: 613679, FFPL, Equity			
Quarter ended: 31st December, 2012.			
Partly paid-up shares:-	No. of partly paid-up shares	As a % of total no. of partly paid-up shares	As a % of total no. of shares of the company
Held by promoter/promoter group	-	-	0
Held by public	-	-	0
<b>Total</b>	-	-	0
Outstanding convertible securities: No. of outstanding securities	No. of outstanding securities	As a % of total no. of outstanding convertible securities	As a % of total no. of shares of the company, assuming full conversion of the convertible securities
Held by promoter/promoter group	-	-	0
Held by public	-	-	0
<b>Total</b>	-	-	0
Warrants:-	No. of warrants	As a % of total no. of warrants	As a % of total no. of shares of the company, assuming full conversion of warrants
Held by promoter/promoter group	0	0	0
Held by public	0	0	0
<b>Total</b>	0	0	0
<b>Total paid-up capital of the company, assuming full conversion of warrants and convertible securities</b>		<b>8018750</b>	

For Foundry Fuel Products Limited

  
Director

**Statement Showing Shareholding Pattern**

Category code	Category of Shareholder	Number of Shareholders	Table (I)(a)		Total shareholding as a percentage of total number of shares		Shares Pledged or otherwise encumbered	
			Total number of shares	Number of shares held in dematerialized form	As a percentage of (A+B) <sup>1</sup>	As a percentage of (A+B+C)	Number of shares	As a percentage
(I)	(II)	(III)	(IV)	(V)	(VI)	(VII)	(VIII)	(IX) = (VII)/(IV)*100
<b>(A)</b>	<b>Shareholding of Promoter and</b>							
<b>1</b>	<b>Indian</b>							
(a)	Individuals/ Hindu Undivided Family	4	1049051	1032992	13.08	13.08	25000	2.38
(b)	Central Government/ State Government(s)							
		0	0		0.00	0.00	0	0.00
(c)	Bodies Corporate	5	4579785	4577435	57.11	57.11	375000	8.19
(d)	Financial Institutions/ Banks	0			0.00	0.00	0	0.00
(e)	Any Others(Specify)	0			0.00	0.00	0	0.00
(e-i)					0.00	0.00	0	0.00
(e-ii)					0.00	0.00	0	0.00
	<b>Sub Total(A)(1)</b>	<b>9</b>	<b>5628836</b>	<b>5610427</b>	<b>70.20</b>	<b>70.20</b>	<b>400000</b>	<b>7.11</b>
<b>2</b>	<b>Foreign</b>							
a	Individuals (Non-Residents Individuals/ Foreign Individuals)	0	0	0	0.00	0.00	0	0.00
b	Bodies Corporate	0			0.00	0.00	0	0.00
c	Institutions	0			0.00	0.00		0.00
d	Qualified Foreign Investor	0			0.00	0.00		0.00
e	Any Others(Specify)	0			0.00	0.00		0.00
e-i					0.00	0.00		0.00
e-ii								
	<b>Sub Total(A)(2)</b>	<b>0</b>	<b>0</b>	<b>0</b>	<b>0.00</b>	<b>0.00</b>	<b>0</b>	<b>0.00</b>
	<b>Total Shareholding of Promoter and</b>	<b>9</b>	<b>5628836</b>	<b>5610427</b>	<b>70.20</b>	<b>70.20</b>	<b>400000</b>	<b>7.11</b>
<b>(B)</b>	<b>Public shareholding</b>							
<b>1</b>	<b>Institutions</b>							
(a)	Mutual Funds/ UTI				0.00	0.00	0	
(b)	Financial Institutions / Banks	1	50	0	0.00	0.00	0	
(c)	Central Government/ State Government(s)				0.00	0.00	0	
(d)	Venture Capital Funds				0.00	0.00	0	
(e)	Insurance Companies				0.00	0.00	0	
(f)	Foreign Institutional Investors				0.00	0.00	0	
(g)	Foreign Venture Capital Investors				0.00	0.00	0	
(h)	Qualified Foreign Investor				0.00	0.00	0	
(i)	Any Other (specify)				0.00	0.00	0	
(i-ii)					0.00	0.00	0	
(i-ii)								
	<b>Sub-Total (B)(1)</b>	<b>1</b>	<b>50</b>	<b>0</b>	<b>0.00</b>	<b>0.00</b>	<b>0</b>	
<b>B 2</b>	<b>Non-institutions</b>							
(a)	Bodies Corporate	76	561877	359277	7.01	7.01	0	
(b)	Individuals				0.00	0.00	0	
<b>I</b>	Individuals -i. Individual shareholders holding nominal share capital up to Rs 1 lakh	6380	1067712	724138	13.32	13.32	0	
<b>II</b>	ii. Individual shareholders holding nominal share capital in excess of Rs. 1 lakh	16	600880	588418	7.49	7.49	0	
(c)	Qualified Foreign Investor				0.00	0.00	0	
(d)	Any Other (specify)				0.00	0.00	0	
(d-i)	NRI/OCBs	11	151979	1979	1.90	1.90	0	
(d-ii)	Clearing Member/Clearing cor.	16	7416	7416	0.09	0.09	0	
	<b>Sub-Total (B)(2)</b>	<b>6499</b>	<b>2389864</b>	<b>1681228</b>	<b>29.80</b>	<b>29.80</b>	<b>0</b>	
<b>(B)</b>	<b>Total Public Shareholding (B)= (B)(1)+(B)(2)</b>	<b>6500</b>	<b>2389914</b>	<b>1681228</b>	<b>29.80</b>	<b>29.80</b>	<b>0</b>	
	<b>TOTAL (A)+(B)</b>	<b>6509</b>	<b>8018750</b>	<b>7291655</b>	<b>100.00</b>	<b>100.00</b>	<b>400000</b>	<b>4.99</b>
<b>(C)</b>	<b>Shares held by Custodians and against which Depository Receipts have been issued</b>							
<b>1</b>	<b>Promoter and Promoter Group</b>	<b>0</b>	<b>0</b>	<b>0</b>	<b>0</b>	<b>0.00</b>	<b>0</b>	<b>0.00</b>
<b>2</b>	<b>Public</b>	<b>0</b>	<b>0</b>	<b>0</b>	<b>0</b>	<b>0.00</b>	<b>0</b>	<b>0.00</b>
	<b>Sub-Total (C)</b>	<b>0</b>	<b>0</b>	<b>0</b>	<b>0</b>	<b>0</b>	<b>0</b>	<b>0.00</b>
	<b>GRAND TOTAL (A)+(B)+(C)</b>	<b>6509</b>	<b>8018750</b>	<b>7291655</b>	<b>100.00</b>	<b>100.00</b>	<b>400000</b>	<b>4.99</b>


**Statement showing holding of securities (including shares, warrants, convertible securities) of persons belonging to the category "Promoter and Promoter Group"**

Sr. No.	Name of the shareholder	Details of Shares held		Encumbered shares (*)			Details of warrants		Details of convertible securities		Total shares (including underlying shares assuming full conversion of warrants and convertible securities) as a % of diluted share capital
		Number of shares held	As a % of grand total (A)+(B)+(C)	No.	As a percentage	As a % of grand total (A)+(B)+(C) of sub-clause (I)(a)	Number of warrants held	As a % of total number of warrants of the same class	Number of convertible securities held	As a % of total number of convertible securities of the same class	
(i)	(ii)	(iii)	(iv)	(v)	(vi)=(v)/(iii)*100	(vii)	(viii)	(ix)	(x)	(xi)	
1	ANUP MALLEABLES LIMITED	13250	0.17	0	0.00	0.00	0	0	0	0	0.17
2	CASTRON MINING LIMITED	4053585	50.55	0	0.00	0.00	0	0	0	0	50.55
3	BLA INTERNATIONAL PRIVATE LTD.	75000	0.94	75000	100.00	0.94	0	0	0	0	0.94
4	MECHANICAL & ELECTRICAL ENGG CO(P) LTD	320700	4.00	300000	93.55	3.74	0	0	0	0	4.00
5	WASTE PRODUCTS RECLAIMER PVT LTD	117250	1.46	0	0.00	0.00	0	0	0	0	1.46
6	DEVENDRA KUMAR AGARWALLA	976100	12.17	0	0.00	0.00	0	0	0	0	12.17
8	MADHU AGARWALLA	56992	0.71	25000	43.87	0.31	0	0	0	0	0.71
9	ANUP AGARWALLA	15959	0.20	0	0.00	0.00	0	0	0	0	0.20
<b>TOTAL</b>		<b>5628836</b>	<b>70.20</b>	<b>400000</b>	<b>7.11</b>	<b>4.99</b>	<b>0</b>	<b>0</b>	<b>0</b>	<b>0</b>	<b>70.20</b>

(\*) The term "encumbrance" has the same meaning as assigned to it in regulation 28(3) of the SAST Regulations, 2011

**(D)(c)(i) Statement showing holding of securities (including shares, warrants, convertible securities) of persons belonging to the category "Public" and holding more than 1% of the total number of shares**

St. No.	Name of the shareholder	Number of shares held	Shares as a percentage of total number of shares i.e., Grand Total (A)+(B)+(C) indicated in Statement at para (D)(a) above}	Details of warrants		Details of convertible securities		Total shares (including underlying shares assuming full conversion of warrants and convertible securities) as a % of diluted share capital
				Number of warrants held	As a % total number of warrants of the same class	Number of convertible securities held	% w.r.t total number of convertible securities of the same class	
1	FUTURES AND OPTIONS PRIVATE LIMITED	84217	1.05	0	0	0	0	1.05
2	MANBHUM COAL SYNDICATE (P) LTD	88050	1.10	0	0	0	0	1.10
3	RAJAN BAGARIA	150000	1.87	0	0	0	0	1.87
3	BAL BINODE BAJORIA	111978	1.40	0	0	0	0	1.40
4	MAYANK KAJARIA	83628	1.04	0	0	0	0	1.04
<b>TOTAL</b>		<b>517873</b>	<b>6.46</b>	<b>0</b>	<b>0</b>	<b>0</b>	<b>0</b>	<b>6.46</b>

  
 Director  
 2018


**(D)(c)(ii) Statement showing holding of securities (including shares, warrants, convertible securities) of persons (together with PAC) belonging to the category "Public" and holding more than 5% of the total number of shares of the company**

Sr. No.	Name(s) of the shareholder(s) and the Persons Acting in Concert (PAC) with them	Number of shares	Shares as a percentage of total number of shares {i.e., Grand Total (A)+(B)+(C) indicated in Statement at para (D)(a) above}	Details of warrants		Details of convertible securities		Total shares (including underlying shares assuming full conversion of warrants and securities) as a % of diluted share capital
				Number of warrants	As a % total number of warrants of the same class	Number of convertible securities held	% w.r.t total number of convertible securities of the same class	
1		0	0.00		0		0	
2		0	0.00		0		0	
<b>TOTAL</b>		<b>0</b>	<b>0.00</b>	<b>0</b>	<b>0</b>	<b>0</b>	<b>0</b>	<b>0</b>

  
 Director


**(D)(d) Statement showing details of locked-in shares**

Sr. No.	Name of the shareholder	Number of locked-in shares	Locked-in shares as a percentage of total number of shares (i.e., Grand Total (A)+(B)+(C) indicated in Statement at para (I)(a) above}
1	CASTRON MINING LIMITED	4030000	50.26
2	DEVENDRA KUMAR AGARWALLA	950000	11.85
<b>TOTAL</b>		<b>4980000</b>	<b>62.10</b>

For Board of Directors  
  
2024.10


**(II)(a) Statement showing details of Depository Receipts (DRs)**

Sr. No.	Type of outstanding DR (ADRs, GDRs, SDRs, etc.)	Number of outstanding DRs	Number of shares underlying outstanding DRs	Shares underlying outstanding DRs as a percentage of total number of shares (i.e., Grand Total (A)+(B)+(C) indicated in Statement at para (I)(a) above)
1	0	0	0	0.00
<b>TOTAL</b>		<b>0</b>	<b>0</b>	<b>0.00</b>

For Director,  


**(ID)(b) Statement showing holding of Depository Receipts (DRs), where underlying shares held by "promoter/promoter group" are in excess of 1% of the total number of shares**

Sr. No.	Name of the DR Holder	Type of outstanding DR (ADRs, GDRs, SDRs, etc.)	Number of shares underlying outstanding DRs	Shares underlying outstanding DRs as a percentage of total number of shares (i.e., Grand Total (A)+(B)+(C) indicated in Statement at para D(a) above)
1		0	0	0.00
2		0	0	0.00
<b>TOTAL</b>			0	0.00

  
 \_\_\_\_\_  
 Director